

Arko 605

Collection: Elevate



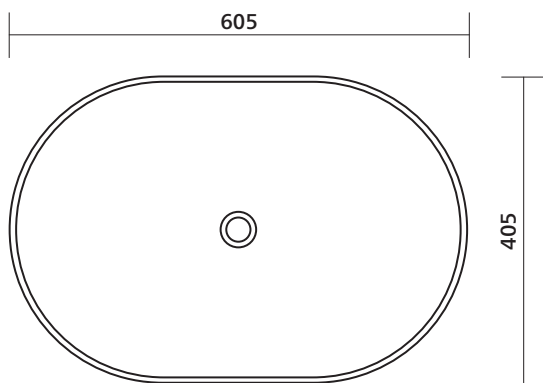
Inset above counter basin, super-ellipse

Order code

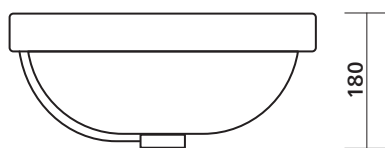
192628 Arko 605 inset above counter ceramic basin, slot overflow


Product details

| | |
|----------|---|
| TAPHOLE | No taphole. |
| WASTE | Suits standard 32 mm non-overflow waste (not supplied). |
| OVERFLOW | Has slot overflow. |
| MATERIAL | Vitreous china. |
| COLOUR | White Gloss. |
| FIXING | Always use the actual basin to verify cutout. Use silicone sealant. Do not use epoxy type adhesives. |



SIDE VIEW



 Basin has integrated slot overflow.

Premium Basin Wastes (AVAILABLE SEPARATELY)

POP-OUT BASIN WASTE – CERAMIC CAP + CHROME BASE

192257 Ceramic Pop-out Basin Waste, White Silk Matte

192258 Ceramic Pop-out Basin Waste, White Gloss

192259 Ceramic Pop-out Basin Waste, Black Silk Matte

(Note: Ceramic cap also available in other colours.)

POP-OUT BASIN WASTE – COLOUR METAL CAP + COLOUR BASE

192010 Pop-out Basin Waste – Chrome

192012 Pop-out Basin Waste – Brushed Nickel

192199 Pop-out Basin Waste – Gunmetal

192013 Pop-out Basin Waste – Brushed Gold

192009 Pop-out Basin Waste – White Matte

192011 Pop-out Basin Waste – Black Matte



basin wastes

SEIMA

kitchen + laundry + bathroom ware

seima.com.au

Please note

- All measurements are in millimetres.
- Dimensions are nominal and subject to normal ceramic manufacturing variations of ± 5 mm.
- Wastes, taps and bottle traps shown in images are not included unless specified.
- Fixing: Use silicone sealant. Do not use epoxy type adhesives.
- Always use the actual basin to verify cutout.
- Specifications may vary without notice as part of our continuous improvement practices.
- Clean with a damp cloth. Do not use abrasive cleaners, liquids or pastes.