

# Flush Plate 500M Mechanical actuation



## Flush Plate – Mechanical actuation

- Flush plate to complement in-wall cistern with mechanical actuation
- Mechanical push button system
- Easy to install and service

### Order codes

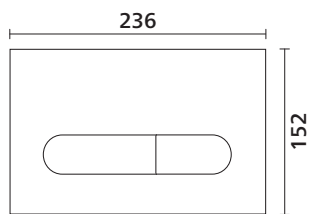
192685	Flush Plate 500M – Chrome
192687	Flush Plate 500M – Brushed Nickel
192688	Flush Plate 500M – Gunmetal
192686	Flush Plate 500M – Black Matte
192690	Flush Plate 500M – White Matte
192689	Flush Plate 500M – Brushed Gold

### Product details


**MATERIALS** ABS plastic base.  
Brushed Nickel and Brushed Gold: PVD.

**DIMENSIONS** 236W x 152H x 8D mm.


**INSTALLATION** Refer to installation instructions.



Chrome



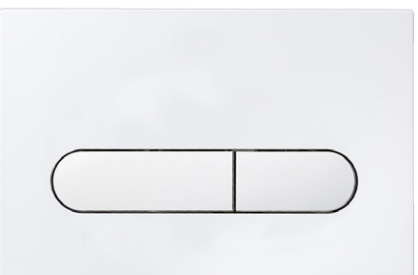
Brushed Nickel (PVD)



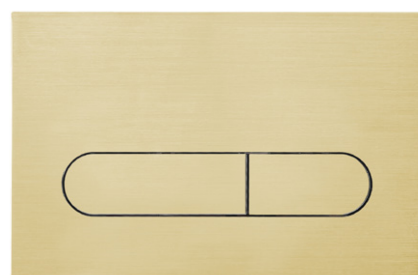
Gunmetal



Black matte



White matte



Brushed Gold (PVD)

# SEIMA

kitchen + laundry + bathroom ware

seima.com.au

### Please note

- Installation shall be in accordance with AS/NZS3500.
- All measurements are in millimetres. Height dimensions are to base of pan. Make allowance for bedding.
- Bedding: Pan may be bedded with cement base or using silicone sealant. Fix pan to floor using a sand cement mixture of 3:1 to a depth of 60mm. Do not use lime or fast-drying cement.

- Bracket fixing: The pan should be bedded with silicone sealant and fixed with the brackets supplied.
- Do NOT use epoxy type adhesives.
- Dimensions are nominal and subject to normal ceramic manufacturing variations.
- Specifications may vary without notice as part of our continuous improvement practices.
- Clean with a damp cloth. Do not use abrasive cleaners, liquids or pastes.