

# Modia Bidet

Collection: Elevate



## Ceramic floor mount bidet

### Features

- Wall faced design, sits flat against wall
- Features an over-the-rim supply, connects directly to household water supply
- White vitreous china
- Available in one taphole (tap not included)

### Order code

191255 Modia Bidet

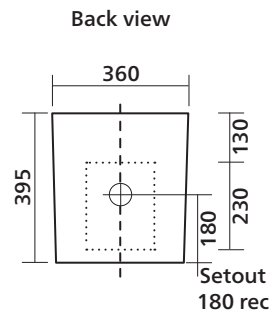
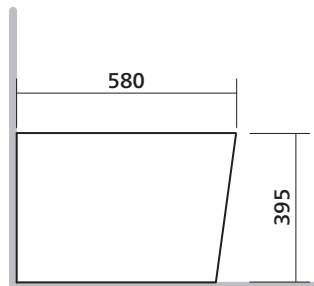
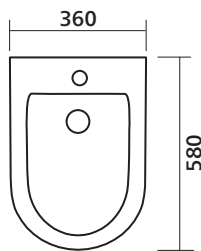
### Product details

PAN	Wall faced, floor mount.
MATERIAL	White vitreous china.
TRAPS	P trap (may be adapted for S trap)
SETOUT	180mm recommended
FIXING	Bedding in silicone sealant recommended.

### Installation

Bidet installation kit includes:

- Short P Trap 40mm (1409121, Dura brand)
- Trap Connector 40mm (FLXT19UP, McAlpine brand)



# SEIMA

kitchen + laundry + bathroom ware

seima.com.au

### Please note

- Installation shall be in accordance with AS/NZS3500.
- All measurements are in millimetres. Height dimensions are to base of pan. Make allowance for bedding.
- Bedding: Pan may be bedded with cement base or using silicone sealant. Fix pan to floor using a sand cement mixture of 3:1 to a depth of 60mm. Do not use lime or fast-drying cement.

- Bracket fixing: The pan should be bedded with silicone sealant and fixed with the brackets supplied.
- Do NOT use epoxy type adhesives.
- Dimensions are nominal and subject to normal ceramic manufacturing variations.
- Specifications may vary without notice as part of our continuous improvement practices.
- Clean with a damp cloth. Do not use abrasive cleaners, liquids or pastes.