

Limni 601

Collection: Elevate

Former name: Pacto 601



Wall basin with shelf and overflow

Elegant yet relaxed with flowing lines and curves.

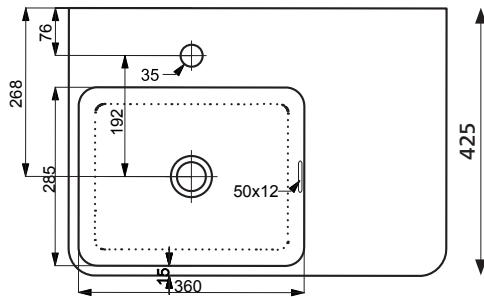
Order codes

192018	Limni 601, 1 taphole, bowl on left
192019	Limni 601, 1 taphole, bowl on right
192020	Limni 601, no taphole, bowl on left
192021	Limni 601, no taphole, bowl on right

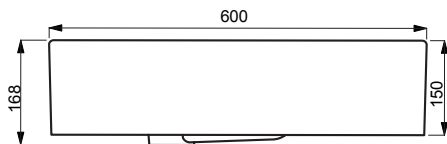
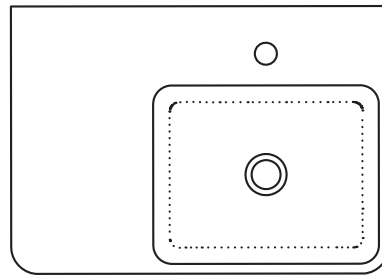
Product details

TAPHOLE	0 or 1 taphole.
WASTE	Suits 32 mm waste (not supplied).
OVERFLOW	Integrated overflow (slot on shelf side of basin).
MATERIAL	Vitreous china.
FINISH	Gloss.
COLOUR	White.
FIXING	Always use the actual basin to verify cutout. Back of basin is glazed and includes mounting holes. Use silicone sealant. Do not use epoxy type adhesives.

Bowl on left




Bowl on right



Front view




Back view with mounting holes



Side view



Limni 601

 Basin has integrated overflow.

Premium Basin Wastes (AVAILABLE SEPARATELY)

POP-OUT BASIN WASTE – WITH CERAMIC CAP AND CHROME BASE

192258	Ceramic Pop-out Basin Waste, White Gloss
--------	--

(Note: Ceramic caps are also available in other colours and finishes)

POP-OUT BASIN WASTE – WITH METAL CAP AND MATCHING BASE

192010	Pop-out Basin Waste – Chrome
192012	Pop-out Basin Waste – Brushed Nickel
192199	Pop-out Basin Waste – Gunmetal
192013	Pop-out Basin Waste – Brushed Gold
192009	Pop-out Basin Waste – White Matte
192011	Pop-out Basin Waste – Black Matte



basin wastes

SEIMA

kitchen + laundry + bathroom ware

seima.com.au

Please note

- All measurements are in millimetres.
- Dimensions are nominal and subject to normal ceramic manufacturing variations of ± 5 mm.
- Wastes, taps and bottle traps shown in images are not included unless specified.
- Fixing: Use silicone sealant. Do not use epoxy type adhesives.
- Always use the actual basin to verify cutout.
- Specifications may vary without notice as part of our continuous improvement practices.
- Clean with a damp cloth. Do not use abrasive cleaners, liquids or pastes.