

Chios 208

Collection: Essential
Former name: Kyra 208



Inset abovemount basin, square

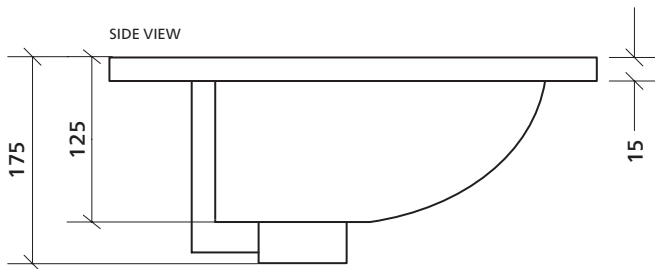
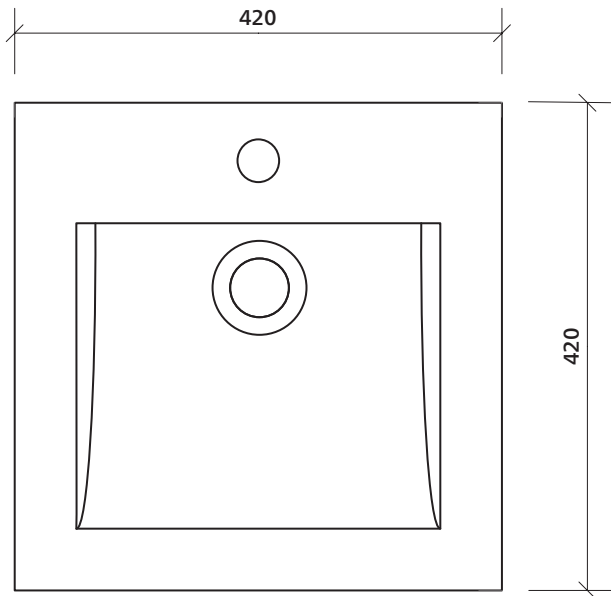
This contemporary basin has square lines and generous capacity. The rim sits above the benchtop with most of the basin underneath. The wide rim enables the basin to be used with a variety of benchtop materials.

Order codes


191476	Chios 208, 1 taphole	Old code: SBC-208
191478	Chios 208, 3 taphole	Old code: SBC-208-3T

Product details

TAPHOLE	1 or 3 tapholes.
WASTE	Suits standard 32 mm waste (not supplied).
CAPACITY	7.5 litres.
OVERFLOW	Has overflow. Maximum tap flow rate of 7.5 litres/minute.
MATERIAL	White vitreous china.
FIXING	Always use the actual basin to verify cutout. Use silicone sealant. Do not use epoxy type adhesives.



Chios 208

 Basin has integrated overflow.

Premium Basin Wastes (AVAILABLE SEPARATELY)

POP-OUT BASIN WASTE – WITH CERAMIC CAP AND CHROME BASE
192258 Ceramic Pop-out Basin Waste, White Gloss
(Note: Ceramic caps are also available in other colours and finishes)

POP-OUT BASIN WASTE – WITH METAL CAP AND MATCHING BASE
192010 Pop-out Basin Waste — Chrome
192012 Pop-out Basin Waste — Brushed Nickel
192199 Pop-out Basin Waste — Gunmetal
192013 Pop-out Basin Waste — Brushed Gold
192009 Pop-out Basin Waste — White Matte
192011 Pop-out Basin Waste — Black Matte



basin wastes

SEIMA

kitchen + laundry + bathroom ware

seima.com.au

Please note

- All measurements are in millimetres.
- Dimensions are nominal and subject to normal ceramic manufacturing variations of ± 5 mm.
- Wastes, taps and bottle traps shown in images are not included unless specified.
- Fixing: Use silicone sealant. Do not use epoxy type adhesives.
- Always use the actual basin to verify cutout.
- Specifications may vary without notice as part of our continuous improvement practices.
- Clean with a damp cloth. Do not use abrasive cleaners, liquids or pastes.